

The Elizabeth River Project's Dominion Energy Learning Barge



2023-2024 GreenSTEM

Our Elizabeth River, Our Responsibility

MISSION: Making restoration of the Elizabeth River a reality.

AWARD WINNING: Students learn by doing aboard the 120'x 32' steel deck barge designed by the University of Virginia and owned and operated by The Elizabeth River Project. The barge is a unique and powerful living laboratory for students to learn about river science, the Elizabeth River watershed, ecosystem, stewardship and restoration efforts. As America's Greenest Vessel, her "green" design demonstrates sustainable practices for home and school. Students come aboard thinking globally and leave equipped to make a difference in their community. The Learning Barge's education program received the 2011 Environmental Excellence Award from SeaWorld Busch Gardens, 2014 Governor's Gold Award for Sustainability and 2015 VA Env. Excellence Award from Dept. of Conservation and Recreation.

NEW PROGRAM: To foster river stewards and teach resilience, students perform a scientific field investigation to answer, *"How has the Elizabeth River changed over time, and what can I do to help?"*

To begin, students are divided into small groups and rotate to six learning stations performing hands-on activities. Each Elizabeth River Project educator portrays a blue/green career to get students thinking about possible job opportunities as they grow up. During the program, students will identify plant and animal species, gather and record data, and utilize real field tools like thermometers and water quality equipment.

MORE INFORMATION: Summer Mace, Assistant Director-Education, smace@elizabethriver.org, (757) 418-1042



SAFETY

The barge is Coast Guard certified and **stays tied to a dock** during the entire program. One chaperone or teacher is recommended per 15 students.

IDEAL GROUPS

20-60, preK-university (15 student min., 90 max)
Public, private and home schools,
youth organizations and scouts

TO SCHEDULE

Fill out a Request Form found at
www.elizabethriver.org (Learning Barge Page)

Helpful information to provide when scheduling:

- 1.) How many students
- 2.) Grade level of students
- 3.) Season or month interested in
- 4.) Name of school and your contact info.

PROGRAM TIMES

Monday – Friday. Closed holidays.
Must reschedule if raining or extreme weather.

Typical time slots:

9:30-11am or 10-11:30am
11-12:30pm or 11:30-1pm

Seasons include:

Fall: Sept. 18 – Nov. 21
Spring: April 1 – June 8
Summer: June 19 – August 4

TEACHER RESOURCES

Additional activities are available at
www.elizabethriver.org

PRICE PER STUDENT (Sliding Scale –

You choose)

\$15-\$20 (per student) **1.5 hour**
program. Teachers are free, and first 6
chaperones are no charge. Additional
chaperones after first 6 are subject to
fee. Please inquire about homeschool
pricing.

NEW pricing – Please contact Summer
Mace, smace@elizabethriver.org to
discuss pricing and sliding scale.
Financial assistance and Title 1 pricing
may be available. We will do our best
to work with your budget.

DOCKING SITE


Grandy Village Learning Center
2971 Kimball Loop Terrace
Norfolk, VA 23504

WHAT TO BRING

Program is entirely OUTSIDE, please
make sure students are dressed
appropriately. We recommend
sunscreen, water bottle, hat, jacket/
raincoat, and closed toe shoes.

SNAIL MAIL THE CREW

Students are encouraged to SNAIL
MAIL the barge crew by writing a letter
and sharing what they will do to
support a healthy river. Write: The
Learning Barge Crew, The Elizabeth
River Project, 5205 Colley Ave.,



VIRGINIA STANDARDS OF LEARNING

SCIENCE: **K:** 1, 4, 5, 6, 7, 9, 10, 11 **1:** 1, 2, 4, 5, 6, 7, 8 **2:** 1, 4, 5, 6, 7, 8, **3:** 1, 2, 4, 5, 6, 8, 9, 10, 11
4: 1, 3, 4, 5, 6, 9 **5:** 1, 4, 5, 6, 7 **6:** 1, 2, 3, 4, 5, 6, 7, 8, 9 **LS:** 1, 4, 5, 6, 8, 9, 10, 11, 13
PS: 1, 6, 11 **ES:** 1, 2, 3, 6, 8, 10, 11, 12, 13 **Biology:** 1, 8

MATH: **K:** 6, 10, 11, 13 **1:** 10, 12, 15 **2:** 2, 6, 11 **3:** 3, 10 **4:** 4, 7, 8, 14 **5:** 4, 16 **6:** 6

HISTORY: **K:** 2, 3, 5, 8 **1:** 1, 5, 13 **2:** 1, 6, 8, 10 **3:** 8 **VS:** 1, 2 **Geography:** 1, 2

LANGUAGE

ARTS: **K:** 1, 2, 3, 5, 6, 8, 10, 11 **1:** 2, 3, 8, 12 **2:** 2, 3, 6, 7, 10 **3:** 1 **4:** 1 **5:** 1
6: 1 **7:** 1


ART: **K:** 2, 3, 5, 7, 13, 15 **1:** 1, 4, 5, 9, 12, 13, 15, 17 **2:** 5, 6, 9, 15, 17
3: 1, 4, 5, 7, 12 **4:** 1, 3, 5, 11 **5:** 1, 5, 7, 9, 11 **6:** 7, 9 **7:** 9, 10 **8:** 9

21st CENTURY SKILLS

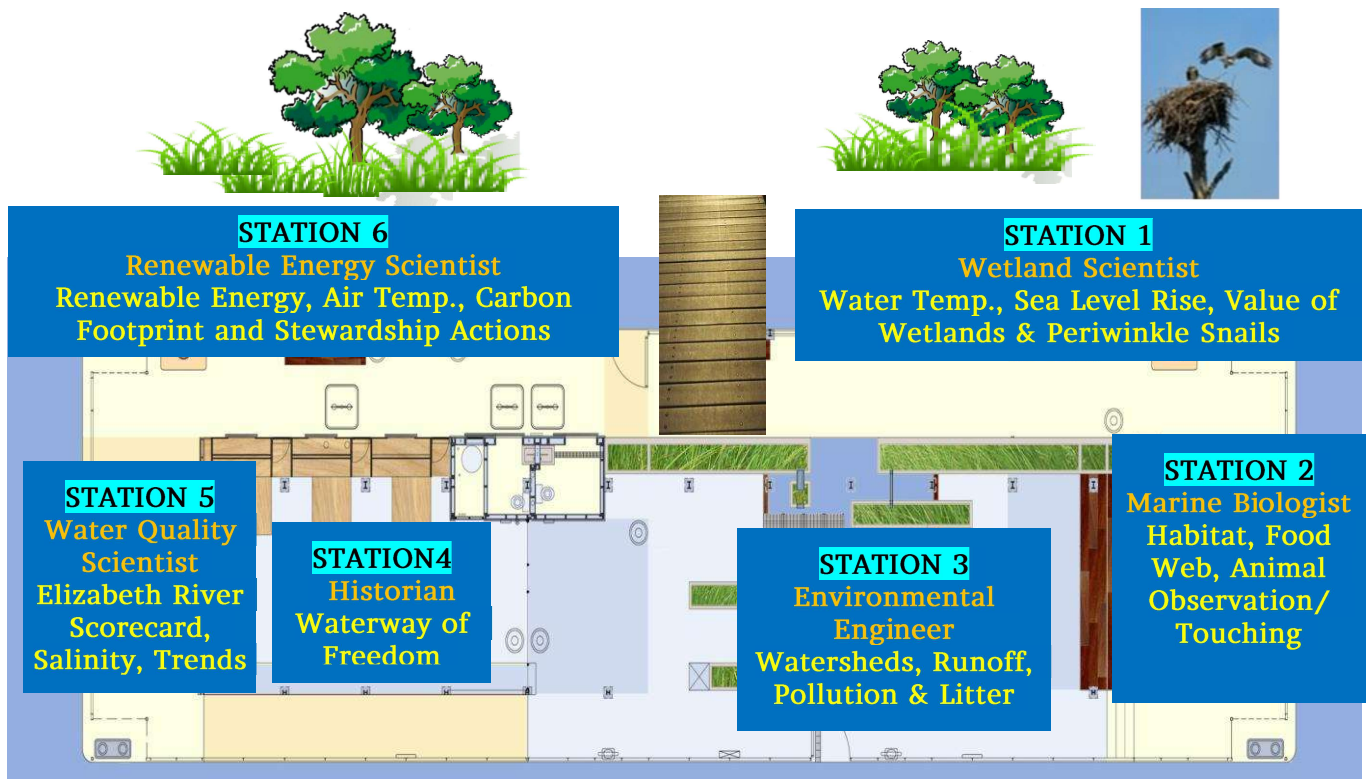
Students rotate through six multidiscipline learning stations that:

- are designed to excite youth about their home river;
- offer an opportunity to discover and explore;
- are research-based utilizing real-world restoration projects;
- utilize critical thinking and problem-solving to stimulate senses and spark curiosity;
- foster a generation of stewards empowered to care for the Elizabeth River.

Curriculum addresses Virginia Standards of Learning in science, language arts, math, history and art. Students explore, analyze, map, gather data, graph, identify, predict and compare results. Program begins with a research question and concludes with reflection.



6 LEARNING BARGE STATIONS



LEARNING STATION SUMMARY

Students investigate: *“How has the Elizabeth River changed over time, and what can I do to help?”*

Wetland Scientist

Water temperature, sea level rise, value of wetlands and periwinkle snails

Students will answer, *“Sea level rise can impact wetlands by _____”*. Students will investigate why the Elizabeth River’s wetlands have changed over time, and why wetlands are important. They will discover how warming water temperature contributes to rising seas and loss of wetlands, and how to measure water temperature using thermometers. Students will have the opportunity to hold a small critter who relies on the wetlands for habitat, and discuss how Wetland Scientists help the Elizabeth River.



Marine Biologist

Habitats, food web, and animal observation/ touching



Students learn how the Elizabeth River's habitat and ecosystem has changed over time, while answering, *"If a species of animal disappeared, how would this affect the food web?"* They discover "what eats what", and how each animal species in a food web is important. Students will have the opportunity to create their own food web, and get an up-close look at some Elizabeth River critters caught by Learning Barge educators. They will learn the importance of conserving natural habitats, and what Marine Biologists do to help the Elizabeth River.

Environmental Engineer

Watersheds, storm drains, pollution and bacteria

Students discover how there has been an increase in runoff and pollution, and how watersheds work. They will learn how runoff from flooding and rain can pick up pollutants, carry it down storm drains and into the Elizabeth River. They will learn how to use tools to help pick up trash and answer, *"How long does it take for a plastic wrapper to break down?"* Students will discover if bacteria is present in the river and how "scooping the poop" helps. The Learning Barge's Environmental Engineer will teach students what they can do to help.



Historian

Learn how the Elizabeth River offered freedom

Students will identify on a globe the Atlantic Ocean, Chesapeake Bay, Elizabeth River and other key areas. They will learn a brief history of the Elizabeth River, including Native Americans, and the arrival of the English and Africans. They will understand some ways that the Elizabeth River has provided freedom including playing a leading role in the Underground Railroad. They will create art with maps that connects them to the Elizabeth River as a lifelong steward.



Water Quality Scientist

Elizabeth River Scorecard, salinity and recognizing trends

Students will learn how the Elizabeth River's water quality has changed over time by analyzing river scorecards. They will learn the importance of measuring water quality while using real water quality tools to measure salinity. Students will answer, *"What factors can change the salinity of the Elizabeth River?"*

Students will use graphs to interpret data, and learn how

Water Quality Scientists help the river.



Renewable Energy Scientist

Renewable/ Nonrenewable energy, air temperature and stewardship

Students will learn the difference between renewable and nonrenewable energy while looking at real solar panels and wind turbines aboard the Learning Barge, powered solely by energy harnessed from the wind and sun. They will learn what causes rising air temperatures while using thermometers to measure the temperature. They will discover ways to reduce their energy consumption and answer, *"Which of the following is an example of going green?"*

Thank you for helping make this program possible!

Dominion Energy

Batten Educational Achievement Fund of Hampton Roads Community Foundation

Chesapeake Bay Restoration Fund
Cox Foundation
Department of Conservation & Recreation
Elizabeth River Crossings
Elizabeth River Project

National Endowment for the Arts
Norfolk, Portsmouth, Chesapeake & Virginia
Beach Public Schools
Virginia Pilot Association

The Maintenance Advisory Committee's generous in-kind support keeps our barge floating!

BAE Systems - Norfolk Ship Repair, Fairlead
Ship Repair, Sherwin Williams, Robbins
Maritime, Norfolk Tug Co. Inc, Coastal Services,
Crofton Industries & Diving, Earl Energy, Inc.,
East Coast Steel Fabrication, Inc., Ireland
Marine, Inc.,

Marine Chemist Atlantic, Matherne Marine
Design, Inc., MHI Ship Repair and Services,
Michael Petrus and Phoebe Crisman, Solar
Services, Inc., Virginia Ship Repair Association,
Yacht Systems Services

MORE INFORMATION: Summer Mace, Assistant Director-Education, smace@elizabethriver.org, (757) 418-1042